


Cytology Education Post Fellowship

Marsali Newman

Austin Pathology, Melbourne



The 48th Annual Scientific Meeting *of the*

Australasian Division of the
International Academy of Pathology

Disclosure of Relevant Financial Relationships

No relevant financial relationships

Outline

Formal Qualifications

- RCPA: Post-Fellowship Certificate in Cytopathology
- IAC: Fellow of the International Academy of Cytology

Informal Education



It is essential to read this Handbook in conjunction with the *Trainee Handbook – Administrative Requirements* which is relevant to all trainees. This has information about the College's structure and policies, together with details of requirements for registration, training and examination applications.



Membership and the IAC

Educational Resources

History

The Tertiary
Education Quality
and Standards
Agency (TEQSA)



1994

Diploma in
Cytopathology

2007

Post Fellowship
Diploma in
Cytopathology

2024

Post Fellowship
Certificate in
Cytopathology



Post-Fellowship Certificate in Cytopathology

Aims

- Certify professional expertise in Cytopathology
- Allow Fellows whose practice includes a substantial component of Cytopathology demonstrate further expertise in Cytopathology

Eligibility

- Fellows who have successfully completed Part II Anatomical Pathology or Haematology,
- Or completed final General Pathology examinations.

<https://www.rcpa.edu.au/Trainees/Curriculum/Docs/PFD-Cytopathology/Post-Fellowship-Certificate-Cytopathology-Handbook>

Post-Fellowship Certificate in Cytopathology

Training

12 months equivalent full-time in an institution approved by RCPA BEA

Minimum case numbers required to be reported over this time, currently:

- General non-gynae cases (1000)
- FNA (300)
- Gynae (2000)

Assessment

Written: 3 hour paper

Practical: slide exam with 15-20 slides

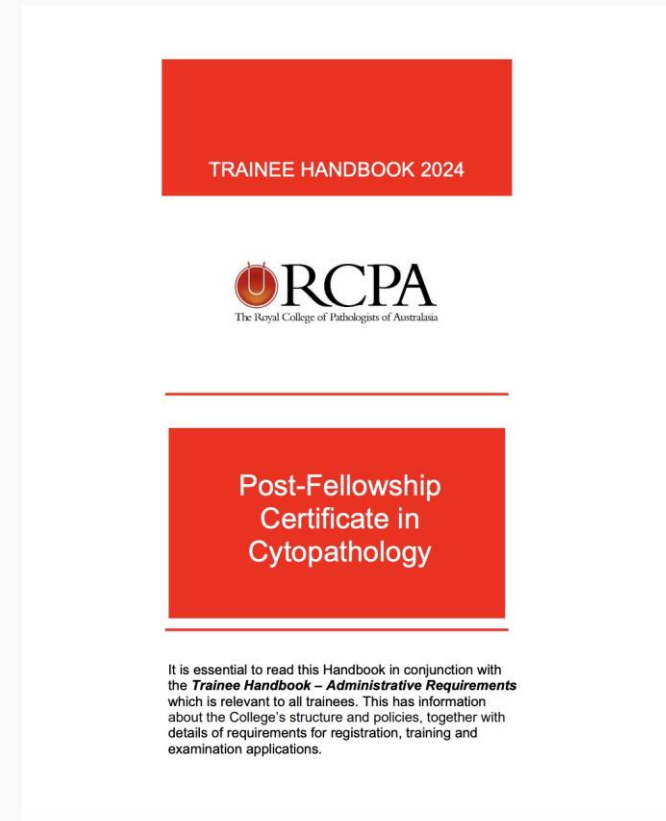
Oral examination

Casebook or publications (casebook 10 cases; 3-5 publications)

Post-Fellowship Certificate in Cytopathology

Considerations

- Period of pre-Fellowship training specifically in cytopathology
- Oral only examination: Waiver any part of the examination at the discretion of the BEA (with exception of oral exam)
- Exemption from casebook



Post-Fellowship Certificate in Cytopathology

Barriers

- Reduced availability of gynae cytology
- Casebook
- Time....

Likely changes

- Non-gynae only stream
- Variety of options directly relevant to the field of cytopathology:
 - education
 - contributions to professional bodies
 - publications

International Academy of Cytology (IAC)

- Founded in Belgium in 1957
- Committee: 27 members
- 19 countries
- Honorary President: George Papanicolaou
- Acta Cytologica
- First international congress: Vienna 1961, every 3 years since.



Brussels 1957. Some of the founding members



Membership and the IAC
Educational Resources

International Academy of Cytology

Levels of medical membership

- Medical Membership of the International Academy of Cytology (MIAC)
- Fellow of the International Academy of Cytology (FIAC)

Medical Membership

>1400 medical members in 85 countries.

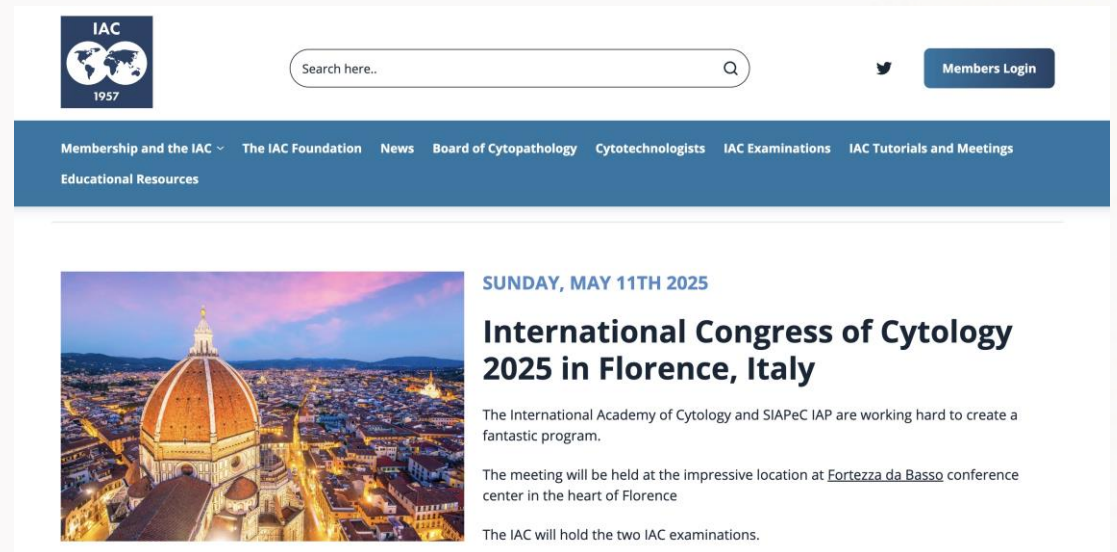
- A medical degree, completed education in a medical specialty and at least one-year full time training or experience in cytopathology
- Sponsor (Member or Fellow).

Admission fee (Euro 140), annual fee (Euro 190)

Acta Cytologica (6x per year).

Fellow of the International Academy of Cytology: Examination

- MIAC for at least 2 years
- Two letters of recommendation
- 6-8 times per year at various locations worldwide
- All multichoice
 - Written (80 multichoice theory), visual (80 single image), practical (30 scanned slides, marked)
- All body sites (gynaecologic, urine, sputum, fluids and fine needle aspirations of multiple organs).
- Approximately 6 hours
- Euro 450



IAC
1957

Search here..

Members Login

Membership and the IAC ▼ The IAC Foundation News Board of Cytopathology Cytotechnologists IAC Examinations IAC Tutorials and Meetings

Educational Resources

SUNDAY, MAY 11TH 2025

International Congress of Cytology 2025 in Florence, Italy

The International Academy of Cytology and SIAPeC IAP are working hard to create a fantastic program.

The meeting will be held at the impressive location at [Fortezza da Basso](#) conference center in the heart of Florence

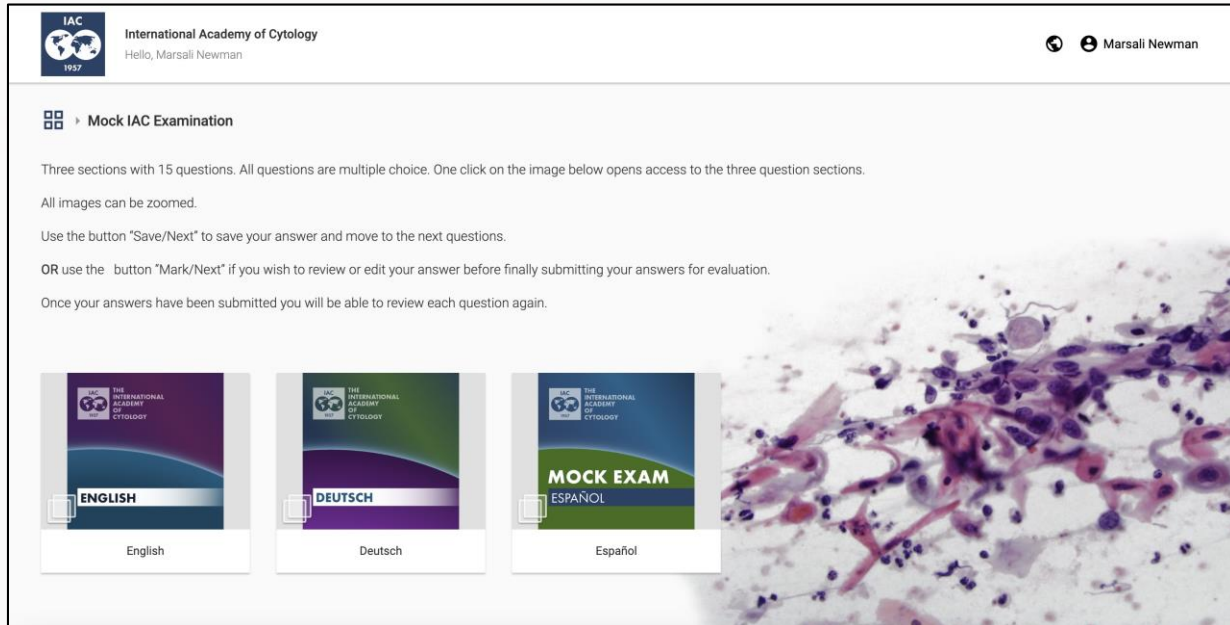
The IAC will hold the two IAC examinations.

Fellow of the International Academy of Cytology: Examination



Have a go at the new digital format.

Fellow of the International Academy of Cytology: Examination



IAC International Academy of Cytology
Hello, Marsali Newman

Mock IAC Examination

Three sections with 15 questions. All questions are multiple choice. One click on the image below opens access to the three question sections.

All images can be zoomed.

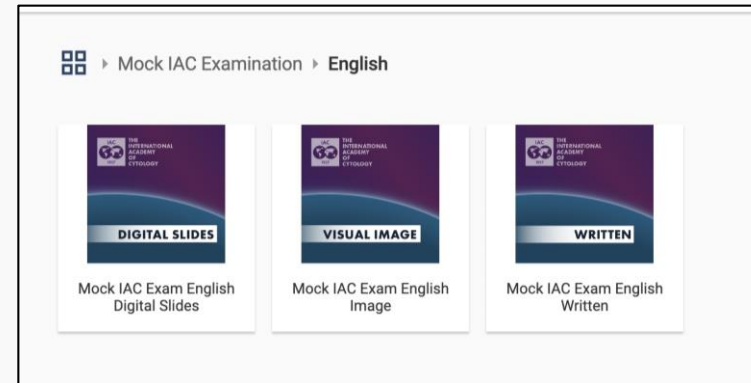
Use the button "Save/Next" to save your answer and move to the next questions.

OR use the button "Mark/Next" if you wish to review or edit your answer before finally submitting your answers for evaluation.

Once your answers have been submitted you will be able to review each question again.

ENGLISH
Deutsch
MOCK EXAM
ESPAÑOL

English
Deutsch
Español



Mock IAC Examination > English

DIGITAL SLIDES
Mock IAC Exam English
Digital Slides

VISUAL IMAGE
Mock IAC Exam English
Image

WRITTEN
Mock IAC Exam English
Written

Successful candidates

- Certificate of the IAC International Board of Cytopathology.
- Invited to become Fellow of the International Academy of

Cytology

Cytology Education Post Fellowship: Informal



Online educational material



Cytology conferences

Australian Society of Cytology

Established in 1969

Inaugural meeting in Perth 1970

Certificate of Technology of the ASC
since 1975

Cytoletter – quarterly newsletter

Medical and non-medical membership



Membership Links

Become A Member - Join Us!

- Australian
- International
- Student

Objectives

Training

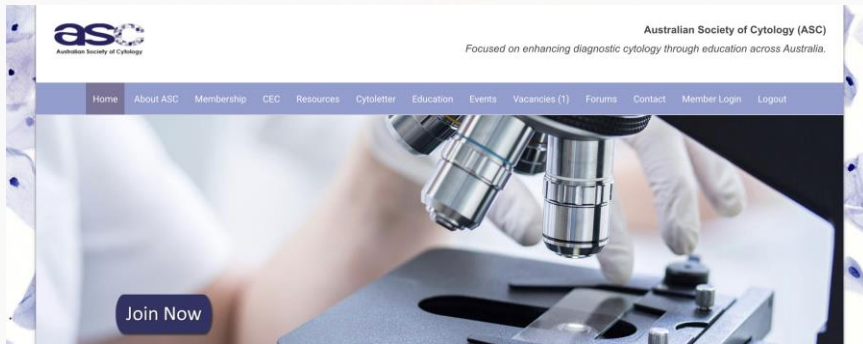
Advance the knowledge and standards of
clinical, diagnostic and general cytology

Encourage research

Achieve uniformity in cytology
interpretation and reporting

Represent interests of cytology services

Australian Society of Cytology



ASC Resources

ASC Resources

[eAtlas Education Centre](#)

[Planet Shield Unknown Cases](#)

[Branch Presentations](#)

[Standardised Reporting Guidelines](#)

[Resource Links](#)

[RCPA eCases Library](#)

[World Societies](#)

[COVID-19 Implications](#)

[Cytology News](#)

[Cytomorphology Course](#)

[Academic Calendar](#)



Each state branch, throughout the year will submit a presentation to this page. A link to it can also be found under the Resources tab from the main menu. The WA Branch Meeting, held this month, presented the following:

HPV Negative Cervical Dysplasia and Malignancy

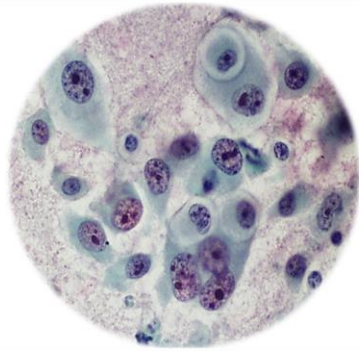
Presented by
A/Prof Benjamin Dessauvague

[View It Here](#)

Cytology Online Educational Material ASC

Planet Shield – Unknown Cases

Presented by: Assoc Prof Paul Shield PhD FFSc (RCPA) CT(ASC).



A Collection of video teaching cases.

A Collection of video teaching cases.


This is a collection of Cytopathology teaching cases presented in mp4 video format.

“Case studies are the oldest form of medical scientific writing, dating back to those recorded on papyrus by the ancient Egyptians. I believe they are still one of the best methods of training in the art and science of diagnostic cytopathology. These **eCases** are mostly under 5 minutes in duration. Each case comprises a ~2 minute overview of the cytology followed by a brief summary of the findings, the diagnosis and differentials, as well as results of ancillary tests and follow-up information.

I hope you enjoy this new take on an old format and find them instructive” – Paul.

Cervical, respiratory, urinary tract, effusion cytology, lymph nodes, breast, thyroid

Cytology Online Educational Material: Planet Shield



Cytology Online Educational Material: RCPA

Library / eCases / eCases Search

Search

Anatomical Pathology ▾

Cytopathology ▾


SEARCH

[More](#) [Clear Search](#)

ECASES SEARCH


SHOWING RESULTS: THYROID, ANATOMICAL

Newest ▾




17CYT0174
Gender: Male Age: 52
Clinical Information:
Day 7 post op total thy...

[VIEW ECASE](#)




17CYT0128
Gender: Male Age: 69
Clinical Information:
Mass right lobe parotid...

[VIEW ECASE](#)



17CYT0203
Gender: Female Age: 65
Clinical Information:
Previous left thyroidect...

[VIEW ECASE](#)



17CYT0104
Gender: Male Age: 70
Clinical Information:
Right thyroid nodule.

[VIEW ECASE](#)

Oh, the places you'll go....conferences



<https://depositphotos.com/vectors/flight-cartoon.html>

7:30-
8:45

Plaza Auditorium – Chair: Elizabeth Salisbury
MASTER CLASS – S. MING CHAI
Oh, the Places You'll Go with Cytology!

Oh, the places you'll go....



The 49th Annual Scientific Meeting of the Australasian Division of the International Academy of Pathology (ASM 2025)

Venue and Location: International Convention Centre (ICC) Sydney, NSW, Australia
 Date: 30th May - 1st June 2025

7:30-8:45

Plaza Auditorium – Chair: Elizabeth Salisbury
MASTER CLASS – S. MING CHAI
Oh, the Places You'll Go with Cytology!

Annual Scientific Meeting

51st Annual Scientific Meeting

11-13 October 2024


RACV City Club, 501 Bourke Street, Melbourne

18
October
2024

SAVE THE DATE!
The BAC Annual Scientific Meeting
 BAC Event



IAC One Day Tutorial



IAC 1957

Search here.

Members Login

Membership and the IAC | The IAC Foundation | News | Board of Cytopathology | Cytotechnologists | IAC Examinations | IAC Tutorials and Meetings

Educational Resources

SUNDAY, MAY 11TH 2025

International Congress of Cytology 2025 in Florence, Italy

The International Academy of Cytology and SIAPeC IAP are working hard to create a fantastic program.

The meeting will be held at the impressive location at *Fortezza da Basso* conference center in the heart of Florence

The IAC will hold the two IAC examinations.

ASC AMERICAN SOCIETY OF Cytopathology

PROGRAM REGISTRATION HOTEL & TRAVEL CORPORATE EXHIBITOR FUTURE MEETINGS SUPPORT INFORMATION

ASC
72nd Annual Scientific Meeting
 American Society of Cytopathology

ORLANDO
 FLORIDA

NOVEMBER 7-10, 2024
 Hyatt Regency

Future USCAP Annual Meetings

- March 22 – 27, 2025 Boston, MA
- March 21 – 26, 2026 San Antonio, TX
- March 13 – 18, 2027 Vancouver, Canada
- March 4 – 9, 2028 Nashville, TN
- March 17 – 22, 2029 Seattle, WA
- March 2 – 7, 2030 Boston, MA



PATHOLOGY UPDATE 2025

21 – 23 February 2025
 Melbourne Convention Centre, Melbourne

PATHOLOGY UPDATE 2026

6 – 8 March 2026
 International Convention Centre, Sydney

References

<https://www.rcpa.edu>

<https://www.cytology.com.au/>

<https://www.cytology-iac.org/>

<https://iap-aus.org.au/events/>

<https://uscap.org/uscap-annual-meeting/>

